

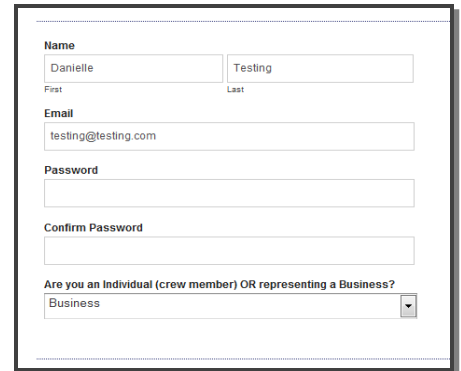
How to add Yourself or Your Business to the Production & Crew Directory.

Okanagan Film Commission has an online form which is available at
http://okanaganfilm.com/production_directory/sign-up.php

This is a two page form which is tailored for Individual or Business listings.

Step 1:

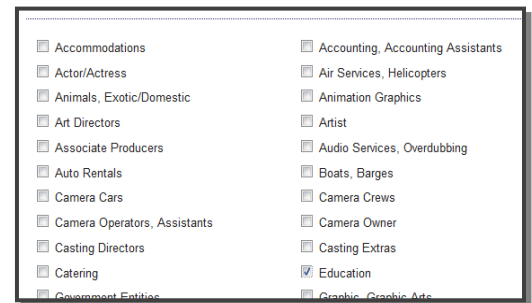
- Enter your Name
- Email address which will be you login to allow you to edit your listing.
- Choose a password
- Choose Business or Individual Listing



A screenshot of the registration form for Step 1. It includes fields for Name (First and Last), Email, Password, and Confirm Password. At the bottom, there is a dropdown menu for 'Are you an Individual (crew member) OR representing a Business?' with 'Business' selected.

Step 2:

- Select a maximum of 5 Categories that best fit you (or your business)
- You can update these later
- Not seeing a category here that best suits you? [Email us](#) with a suggestion for a new category.



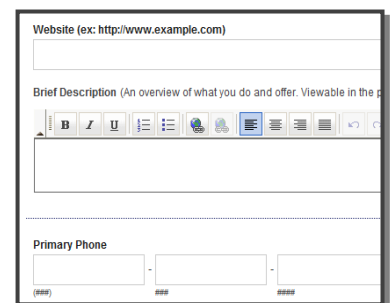
A screenshot of the category selection form for Step 2. It displays a grid of checkboxes for various categories such as Accommodations, Actor/Actress, Animals, Art Directors, Associate Producers, Auto Rentals, Camera Cars, Camera Operators, Casting Directors, Catering, Government Entities, Accounting, Air Services, Animation Graphics, Artist, Audio Services, Boats, Camera Crews, Camera Owner, Casting Extras, Education, and Graphic Arts. The 'Education' checkbox is checked.

Click **Continue**

Step 3: The second page is different for Individual or Business listings.

Individual Listing

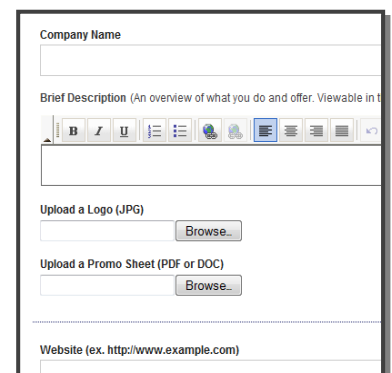
- Fill out your contact information and details of the skills or services you have to offer.
- The large text boxes allow you to add simple formatting to your text.
- At the end of the form you have the option of uploading a PDF or Doc version of your resume.



A screenshot of the Individual Listing form. It includes a 'Website' field, a 'Brief Description' field with a rich text editor, and a 'Primary Phone' field with a format mask (###) - ### - ####.

Business Listing

- Fill out your contact information and details of the skills or services you have to offer.
- The large text boxes allow you to add simple formatting to your text.
- You have the option of uploading both a Logo (which will be displayed on the directory) and a promotional PDF or Doc.



A screenshot of the Business Listing form. It includes a 'Company Name' field, a 'Brief Description' field with a rich text editor, and two 'Upload' fields: 'Upload a Logo (JPG)' and 'Upload a Promo Sheet (PDF or DOC)', each with a 'Browse...' button. A 'Website' field is also present at the bottom.

Click **Update Now** to submit your listing.